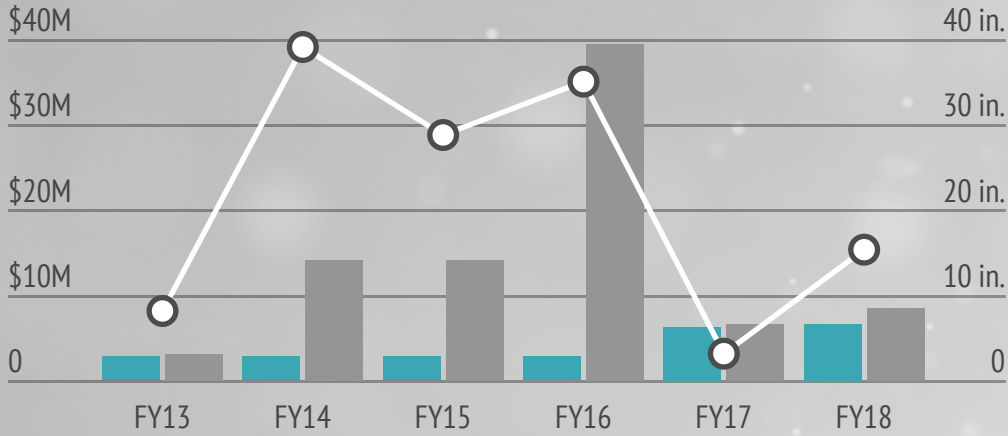


Baltimore City Snow Removal Spending

Budget vs Actual Cost vs Snowfall



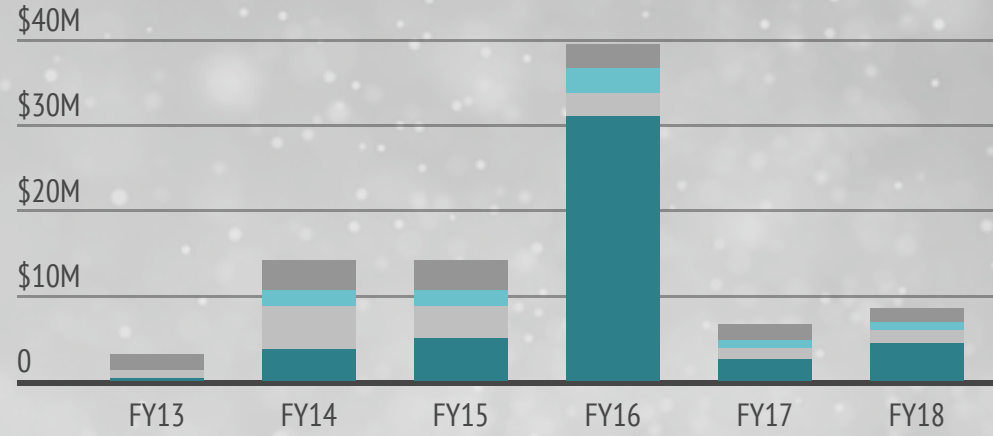
● Budget
 ● Actual Cost
 ● Inches of Snow

\$ In FY14-FY16, snow removal costs significantly exceeded budget due to high precipitation totals.

FY16

FY16 included the major blizzard in January with a total of 29.2 inches of snow fall over 24 hours.

Snow Removal Costs By Category



● Contractors
 ● Salt
 ● Overtime
 ● All Other



Plowing contractors and salt purchases impact spending during snow events



Note: "All Other" includes food, fleet, and utility costs.

Cost Make-Up

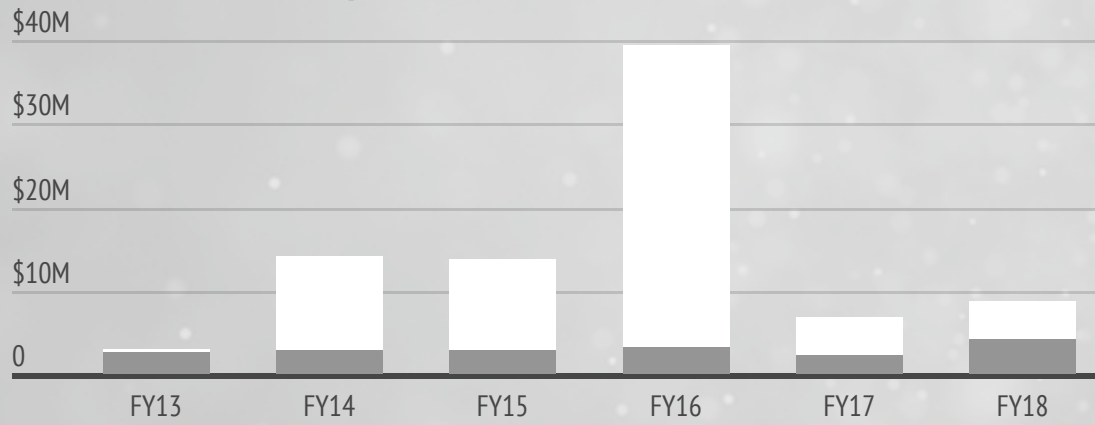
Snow Preparation:

- Personnel, utilities, fleet maintenance, payments to State Highway Authority

Snow Storm and Removal:

- Fleet repairs, food, contractors, overtime, salt purchases

Snow Preparation Costs vs Snow Storm Costs



● Snow Preparation Costs
 ● Snow Storm & Removal Costs



In most fiscal years, the adopted budget covered snow prep. costs.



Snow storm costs make up the majority of snow removal spending.

Key Takeaways

1. In FY17, the budget was adjusted to reflect an average snow season.
2. The budgeted amount for snow covers snow preparation costs and removal costs for average snow seasons.
3. The City retains a Rainy Day fund for extraordinary emergencies, including weather events, to address budgetary shortfalls.