



Baltimore In Depth

A Closer Look at the 2010 Baltimore Citizen Survey Results

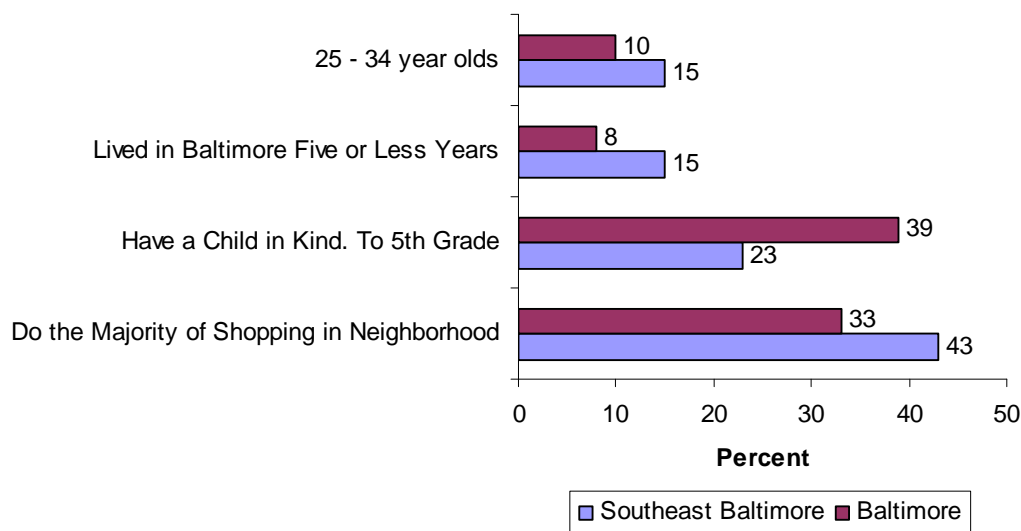
City of Baltimore/Department of Finance/Bureau of the Budget and Management Research

June 2011

Vol.1 Issue 4

The 2010 Baltimore Citizen Survey asked 1,800 respondents a series of questions to measure their satisfaction with the services offered by the City of Baltimore and the quality of life in the City. This report focuses on individuals **who live in the Southeastern District**.

Demographics



Demographics

The Southeastern Planning District of Baltimore differs from the overall population in terms of age, race, and how long they lived in the city. The Southeastern population is nearly twice as likely to be White, nearly twice as likely to have lived in the city five years or less, and more likely to be in the 25-34 year old age range.

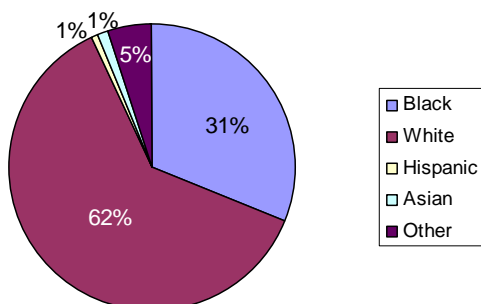
The Southeastern population is also less likely to have a child from kindergarten to 5th grade, and is more likely to do their shopping in their neighborhood rather than outside of it.

Key Findings

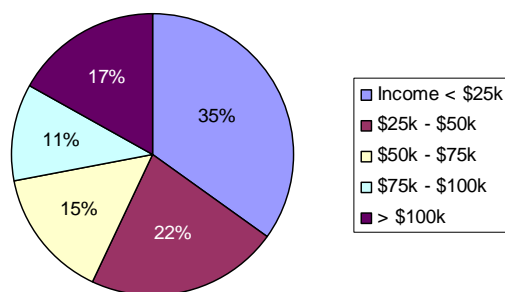
Southeastern District residents are more likely than the population as a whole to:

- Feel that the availability of Baltimore jobs is good.
- Rate the Fire Department as high quality.
- Visit a City Park.
- Say that finding parking in their neighborhood is a serious or very serious problem.

Southeast Baltimore Racial Makeup



Southeast Baltimore Incomes



Southeastern District

The Southeastern Planning District stretches from Little Italy and Fells Point in the west, to Canton and the Canton Industrial Area in the east. The district



includes Washington Hill, Butcher's Hill, Patterson Park and its surrounding neighborhoods, Brewer's Hill, Baltimore Highlands, and Kresson.

Findings

Respondents from the Southeastern Planning District were more likely to say that the availability of jobs in Baltimore was good (26%) compared to the overall population (16%).

Respondents were also more likely to rate the quality of the fire department in Baltimore as good (87%) when compared to the rest of the population (80%).

Southeastern district respondents were more likely to say that they visited a City park. Of the respondents, 17% said they visited weekly, compared to 12% in the overall population. 21% said they visited a park daily, compared to 9% of the population as a whole. This higher frequency of visiting likely has to do with the central presence of Patterson Park in the Southeastern District.

One negative trend from respondents from the Southeast District concerned the availability of parking in their neighborhood. Respondents said that finding parking was a serious or very serious problem 48% of the time, compared to 28% for the population as a whole.

Southeastern District Responses



The Baltimore Citizen Survey is an annual survey, with 1,800 respondents, and a margin of error of ±2.5%. For more information on the survey, and to read full reports, please visit our website at www.baltimorecity.gov/citizensurvey.